



reddot award 2019
winner

DESIGNS OF STAINLESS STEEL

KARCHER
DESIGN



INNOVATIVE LEVER HANDLES BY KARCHER DESIGN

KARCHER GmbH is a medium-sized family enterprise which has successfully distributed high-quality lever handles and accessories made from stainless steel, brass and zinc since 1991. The brand KARCHER DESIGN was able to position itself in the premium segment of the lever handle industry in Germany and western Europe. Our exclusive product range satisfies with its clear stylistic elements, comfortable aesthetics, fantastic colour schemes and primarily with its excellent quality.

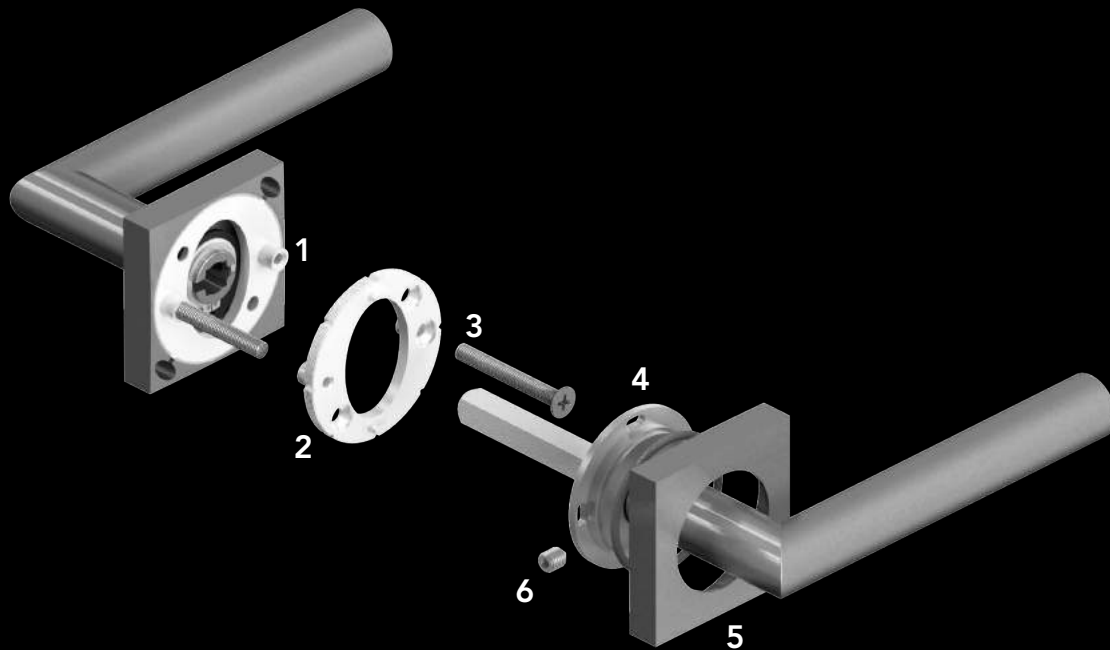
We offer our lever handle models in combination with different rose types, such as round and square shaped. They are available as our three piece rose system or as our 3mm thick Plan Design. All our handle models are also offered on glass door locks, security lever sets and back plates as well as window handles.



Our products can be delivered in a wide-spectrum of different colours. In 2019 we won the Red Dot Design Award with our new colour, Cosmos Black. For more information about our products or to gain a deeper insight in our great product range visit us at www.karcher-design.uk

Isabel Karcher & Jan Karcher

ENGINEERING OF THE THREE PIECE ROSE SYSTEM



- 1 - Solid mounting plate with 7mm support lugs and separate application on door
- 2 - Projecting lugs for precise mounting and correct alignment
- 3 - M4 fixing bolts
- 4 - Supported by plain bearing with heavy duty spring, and secured with circlip
- 5 - 2 spingloaded stabilisers for precise positioning of threaded rose
- 6 - Grub screw for secure connection between handle and spindle

Karcher GmbH developed the 3-piece rose system to ensure simple, quick and safe installation. All door handles from the „Designs of Stainless Steel“ product line are available with the 3-pc. rose.

The 3 components consist of a mounting plate, an inner plate and a threaded rose cover. During installation, the mounting plate is first placed on the door and screwed in place. Then the inner plate with the door handle is placed on it. Finally, the rose cover with screw thread is screwed onto the inner plate.

COSMOS BLACK



reddot award 2019
winner



Rhodes - ER28



Corfu - ER24

„Due to their elegant impression, products coated with the colour Cosmos Black can be used in a great variety of schemes.“

Statement of the Red Dot Jury 2019



Madeira - ER45



Verona - ER37



Seattle - ER46Q



Torino - R53Q

OIL RUBBED BRONZE



Madeira - ER45



Rhodes - ER28



Madeira - ER45Q



Seattle - ER46Q



Pocket door set - EPDQ



Pocket door set - EPD



Knob - EK550 GRQ



Knob - EK530 R2



Bronzed edges

Grinding down the edges opens up a pleasant, bronze-coloured contour. This creates a great contrast to the smooth black.

KARCHER
DESIGN




Las Vegas - ER87
Satin stainless steel



GERMAN
DESIGN
AWARD
SPECIAL
2019

"I believe in good design for all, not only for the selective elite. I believe in design as an interpretation of pleasure."


Itamar Harari, Designer of Las Vegas, ER87



Las Vegas - ER87
Satin stainless steel



Las Vegas - ER87
Polished stainless steel



Paris - ER55
Satin stainless steel




Madrid - ER56
Satin stainless steel




Nevada - ER88
Satin stainless steel



Nevada - ER88Q
Satin stainless steel



Montana - ER54
Satin stainless steel



Montana - ER54Q
Satin stainless steel



Miami - ER85
Satin stainless steel




Miami - ER85Q
Satin stainless steel



Tasmania - ER31
Satin stainless steel




Tasmania - ER31
Polished stainless steel




Stockholm - ER79
Polished/satin stainless steel




Torino - R53
Cosmos black
Inlay - white glass




Rhodes - ER28
Satin stainless steel




Rhodes - ER28Q
Satin stainless steel



Verona - ER37
Satin stainless steel




Verona - ER37Q
Satin stainless steel



Madeira - ER45
Satin stainless steel




Madeira - ER45Q
Satin stainless steel




Oregon - ER48
Satin stainless steel




Oregon - ER48Q
Satin stainless steel




London - ER51
Satin stainless steel



London - ER51Q
Satin stainless steel



Milano - ER52
Satin stainless steel



Milano - ER52Q
Satin stainless steel



Torino - R53*
Satin nickel
Inlay black



Torino - R53Q*
Satin nickel
Inlay concrete texture

Torino - one handle, 100 different combinations.


Apply the colour, rose type and inlay of your choice to meet your interior design.

* Lever handles in stainless steel, brass and zinc

KARCHER
DESIGN



Starlight - R38*
Satin stainless steel/nickel matt



Starlight - R38*
Chrome/satin stainless steel


Our Top-Seller in the category
„combination of material“ is now available in
the colour satin stainless steel/nickel.



Atlantis - ER36
Polished/satin stainless steel



Phoenix - R40*
Chrome/satin nickel



Orlando - R42*
Chrome/satin chrome




Antalya - R250*
Chrome/satin chrome


* Lever handles in stainless steel, brass and zinc




Rio Steel - ER34
Satin stainless steel




Rio Steel - ER34
Polished/satin stainless steel




Lignano Steel - ER35
Satin stainless steel




Lignano Steel - ER35
Polished/satin stainless steel




New York - ER65
Satin stainless steel




New York - ER65
Polished/satin stainless steel




Verona - ER37
Polished/satin stainless steel



Oregon - ER48
Polished/satin stainless steel



Porto - ER43
Polished/satin stainless steel



Tasmania - EPL31
Satin stainless steel



Rhodes - EPL28
Satin stainless steel



Madeira - EPL45
Oil rubbed bronze



Tasmania - EPL31Q
Polished stainless steel




Seattle - EPL46Q
Cosmos black

The PLAN DESIGN rose is only 3mm thick. The minimalistic design combined with selected lever handle models from KARCHER DESIGN is certified according to DIN EN 1906 and is also available as a fireresistant version.



Crete - ER27
Satin stainless steel



Crete - ER27
Satin stainless steel



Kos - ER20
Satin stainless steel



Elba - ER22
Satin stainless steel



Jersey - ER19
Satin stainless steel

KARCHER DESIGN offers different models which meet the DIN EN 179 requirements for emergency exit doors in large-scale projects. Specific for these models is that the lever returns back to the door. The models Crete and Kos, in addition to the versions with a 19mm diameter, are also available as the XL-Version with a 22mm diameter.

KARCHER
DESIGN

GLASS DOOR LOCKS



Glass door lock - EGS110Q OS
Cosmos black




EGS GV
Satin chrome



EGS 110Q OS
Oil rubbed bronze



EGS GV RZ
Satin chrome



EGS 110Q BAD
Satin stainless steel



EGS GVG
Satin chrome



EGS 110Q PZ
Polished stainless steel


WINDOW HANDLES AND POCKET DOOR SETS



Madeira - EF454
Satin stainless steel



Tasmania - EF314
Polished stainless steel



Seattle - EF464Q
Oil rubbed bronze



Portland - EF474Q
Satin stainless steel



Pocket door handle - EPDQ
Satin stainless steel




Pocket door handle - EPD
Polished stainless steel




Pocket door handle - EPDQ2
Cosmos black

Discover our array of pocket door sets. We offer these round, square and rectangular forms. If you require a door with bathroom lock, blank, BB-keyhole or lockable form both sides, we offer the best solution for your sliding door. The choice of colour, between satin stainless steel, polished stainless steel, oil rubbed bronze or cosmos black is also yours.


KARCHER
DESIGN



Security lever set ESGR 680K
Satin stainless steel
SK3, ES2, RC3



Security lever set ESG 670
Satin stainless steel



Security lever set ESG 675
Satin stainless steel
SK2, ES1, RC3 and SKG***



Security escutcheons - ESR500 KS
Satin stainless steel
RC3 and SKG***



Security escutcheons - ESR550Q KS
Satin stainless steel
RC3 and SKG***

KARCHER DESIGN offers different security lever sets certified to DIN18257 in the categories ES1, ES2 and ES3. Our security lever sets as well as our security escutcheons are available with or without cylinder protection.

PLEASE CONSULT YOUR LOCAL RETAILER FOR ADVICE



KARCHER
DESIGN

Karcher GmbH
Raiffeisenstraße 32
74906 Bad Rappenau
Tel.: +49 7264 9164-0
Fax: +49 7264 9164-40
mail@karcher-design.com
www.karcher-design.co.uk